

Kwalu Features

Kwalu Classic Solid Surface

- Kwalu's proprietary outer shell is a technologically advanced, robust solid surface polymer material (1/8" thick)
- Non-coated
- Offers a warm, pleasant, wood-like temperature to the touch

Moisture Impervious

- Our Kwalu material is smooth, non-porous, and liquid impervious

Proprietary Maintenance-Free Finish

- Chemical, impact, ink, and scratch resistant
- Will not chip or crack
- 100% free of short-lived catalytic lacquers, polyurethane varnishes, delicate wood veneers, and de-laminating HPL's
- Repairable with quick strokes of steel wool
- Look of wood's enduring beauty, without undertaking its costly setbacks

Easy to Clean

- Withstands rigorous cleaning regime
- 100% bleach cleanable
- Chemically resistant, entirely smooth, high-performance solid surface (1/8" thick)
- Provide long term cleanability
- Survives All EPA's Cleaning-Disinfectant Agents
- Survives Clorox's Healthcare Portfolio of Cleaning-Disinfectant Products

Patented Steel-Reinforced Joint Technology

- Patented inner steel-reinforced joint system holds frame together
- Eliminates costly and injury-prone construction failures
- No dowels or screws used to hold frame together

24/7 10-Year Performance Warranty on Kwalu-made Frames

- Kwalu's warranty is to term, not pro-rated
- Guaranteeing both the furniture construction and Kwalu finish
- For full details of warranty offered, including any bought-out items, please refer to the Terms and Conditions of Sale <https://www.kwalu.com/sales-terms-conditions/>

Eco-friendly

- LEED credits available for "Material + Resources" and "Indoor Environmental Air Quality"
- Made in North America
- 99% recycled inner-steel framing and long-lasting polymers
- CARB Compliant



Product Dimensions and Specs

Overall	46W 24.5D 33.75H
Seat	42.5W 19D 19H
Arm	25H
Wt.	56 lbs
Wt. Capacity	750 lbs

Product Statement of Line Images



Caterina Bariatric Chair,
Upholstered Back – 46\"W
Moasdfadel: CTEB22
46W 24.5D 33.75H
25AH

Product Features



Nightingale Gold

Our Caterina Guest Chairs were awarded Nightingale Gold for Seating: Guest / Lounge.



Nightingale Award

Kwalu's GetWell Patient Room was awarded a Nightingale Innovation Award for Surfacing Material.



Wallsaver

Wallsaver back legs help keep walls in pristine condition.



Weight Capacity

The Caterina Bariatric 46W chair is rated to 750 lbs weight capacity.



Seat Cushion is Field Replaceable

The seat cushion can be replaced in the field.

Product Foam


Foam is compliant with CAL 117 and AB 2998

Product Glides

Metal Stem Screw in Glide with Black Nylon

Product Finishes


Frame Finish




Premium Black
(Classic)




Premium Pure
Copper (Classic)



Premium Soft
Gold (Classic)



Premium
Platinum (Classic)



Blackwood
(Classic)

Product Environmental Certifications

