

Kwalu Features

Kwalu Classic Solid Surface

- Kwalu's proprietary outer shell is a technologically advanced, robust solid surface polymer material (1/8" thick)
- Non-coated
- Offers a warm, pleasant, wood-like temperature to the touch

Moisture Impervious

- Our Kwalu material is smooth, non-porous, and liquid impervious

Proprietary Maintenance-Free Finish

- Chemical, impact, ink, and scratch resistant
- Will not chip or crack
- 100% free of short-lived catalytic lacquers, polyurethane varnishes, delicate wood veneers, and de-laminating HPL's
- Repairable with quick strokes of steel wool
- Look of wood's enduring beauty, without undertaking its costly setbacks

Easy to Clean

- Withstands rigorous cleaning regime
- 100% bleach cleanable
- Chemically resistant, entirely smooth, high-performance solid surface (1/8" thick)
- Provide long term cleanability
- Survives All EPA's Cleaning-Disinfectant Agents
- Survives Clorox's Healthcare Portfolio of Cleaning-Disinfectant Products

Patented Steel-Reinforced Joint Technology

- Patented inner steel-reinforced joint system holds frame together
- Eliminates costly and injury-prone construction failures
- No dowels or screws used to hold frame together

24/7 10-Year Performance Warranty on Kwalu-made Frames

- Kwalu's warranty is to term, not pro-rated
- Guaranteeing both the furniture construction and finish
- Only certain products have been designed for behavioral applications. Only products designated as behavioral shall be covered under our warranty when used in those applications. None of our products have been designed to be stood on or climbed over
- The warranty provisions do not apply to any product that has been subject to misuse, abuse, neglect, lack of normal maintenance, accident, or whose original construction has been altered by anyone except us
- For full details of warranty offered, including any bought-out items, please refer to the Terms and Conditions of Sale <https://www.kwalu.com/sales-terms-conditions/>

Eco-friendly

- LEED credits available for "Material + Resources" and "Indoor Environmental Air Quality"
- Made in North America
- 99% recycled inner-steel framing and long-lasting polymers
- CARB Compliant



Product Dimensions and Specs

Overall	25.25W 27D 35H
Seat	19W 19D 19H
Arm	26H
Wt.	34 lbs
Wt. Capacity	350 lbs

Product Statement of Line Images



Behavioral Tall Back Dining
Moasdfadel: CRG202BH
25.25W 27D 35H
26AH

Product Features



Durable Finish

Kwalu's solid surface (1/8" thick) proprietary finish doesn't have any of the drawbacks of wood. The frames are moisture impervious, graffiti-resistant, easy to clean and maintenance-free.



Steel Reinforced

Our patented steel-reinforced joint system uses over 20 pieces of steel in most Kwalu chairs. Stop ongoing and costly furniture replacement.




Underframe

Cross-bar underframe; optional concealed floor mounting available.



Tamper Proof Seat Protector

Laminate seat bottom with ventilation but no access to internal building materials and loose fabric; no visible staples, tamper-proof screws and brackets.



Tamper Proof Staple Cover

Tamper proof staple cover does not allow upholstery staples to be removed.



10 Year Warranty

We offer a 10 Year Performance Warranty on both construction and finish, so the product is guaranteed to stay looking like new for 10 years.

Product Foam


Foam is compliant with CAL 117 and AB 2998

Product Glides

Metal Screw in Glide

Product Finishes


Frame Finish



Premium Black
(Classic)




Premium Pure
Copper (Classic)



Premium Soft
Gold (Classic)



Premium
Platinum (Classic)



Blackwood
(Classic)

Product Environmental Certifications

