

## Kwalu Features

### Kwalu Classic Solid Surface

- Kwalu's proprietary outer shell is a technologically advanced, robust solid surface polymer material (1/8" thick)
- Non-coated
- Offers a warm, pleasant, wood-like temperature to the touch

### Moisture Impervious

- Our Kwalu material is smooth, non-porous, and liquid impervious

### Proprietary Maintenance-Free Finish

- Chemical, impact, ink, and scratch resistant
- Will not chip or crack
- 100% free of short-lived catalytic lacquers, polyurethane varnishes, delicate wood veneers, and de-laminating HPL's
- Repairable with quick strokes of steel wool
- Look of wood's enduring beauty, without undertaking its costly setbacks

### Easy to Clean

- Withstands rigorous cleaning regime
- 100% bleach cleanable
- Chemically resistant, entirely smooth, high-performance solid surface (1/8" thick)
- Provide long term cleanability
- Survives All EPA's Cleaning-Disinfectant Agents
- Survives Clorox's Healthcare Portfolio of Cleaning-Disinfectant Products

### Patented Steel-Reinforced Joint Technology

- Patented inner steel-reinforced joint system holds frame together
- Eliminates costly and injury-prone construction failures
- No dowels or screws used to hold frame together

### 24/7 10-Year Performance Warranty on Kwalu-made Frames

- Kwalu's warranty is to term, not pro-rated
- Guaranteeing both the furniture construction and Kwalu finish
- For full details of warranty offered, including any bought-out items, please refer to the Terms and Conditions of Sale <https://www.kwalu.com/sales-terms-conditions/>


### Eco-friendly

- LEED credits available for "Material + Resources" and "Indoor Environmental Air Quality"
- Made in North America
- 99% recycled inner-steel framing and long-lasting polymers
- CARB Compliant

### Product Dimensions and Specs







Overall	24W 26D 35H
Seat	20W 19D 19H
Arm	26H
Wt.	31 lbs
Wt. Capacity	350 lbs

## Product Statement of Line Images



Valentia Guest Chair  
Moasfadel: VLG111  
24W 26D 35H  
26AH

## Product Features

					
<p>Nightingale Award</p>	<p>Durable Finish</p>	<p>Steel Reinforced</p>	<p>Visible Cleanout</p>	<p>Seat Cushion is Field Replaceable</p>	<p>Easy to Clean</p>
<p>Kwalu's GetWell Patient Room was awarded a Nightingale Innovation Award for Surfacing Material.</p>	<p>Kwalu's solid surface (1/8" thick) proprietary finish doesn't have any of the drawbacks of wood. The frames are moisture impervious, graffiti-resistant, easy to clean and maintenance-free.</p>	<p>Our patented steel-reinforced joint system uses over 20 pieces of steel in most Kwalu chairs. Stop ongoing and costly furniture replacement.</p>	<p>Cleanout prevents buildup of debris and provides for easy maintenance.</p>	<p>The seat cushion can be replaced in the field.</p>	<p>Clorox Healthcare and Kwalu are partnering to promote cleaner surfaces. Kwalu chairs have no topical coatings, so sanitizing solutions commonly used in healthcare environments can be used – including 100% bleach – without degrading the finish.</p>

## Product Foam

Foam is compliant with CAL 117 and AB 2998

## Product Glides

Nylon Knock in Glide 1 1/8 inch

### Product Finishes

#### Frame Finish



Premium Black  
(Classic)

Premium Pure  
Copper (Classic)

Premium Soft  
Gold (Classic)

Premium  
Platinum (Classic)

Blackwood  
(Classic)

### Product Environmental Certifications

