

Kwalu Features

Kwalu Classic Solid Surface Legs

- Kwalu's proprietary outer shell is a technologically advanced, robust solid surface polymer material (1/8" thick)
- Non-coated
- Offers a warm, pleasant, wood-like temperature to the touch

Kwalu Fusion Arm Caps (if selected)

- Kwalu's proprietary polymer material
- Non-coated
- Routed edge seam

Moisture Impervious

- Our Kwalu material is smooth, non-porous, and liquid impervious

Proprietary Maintenance-Free Finish

- Chemical, impact, ink, and scratch resistant
- 100% free of short-lived catalytic lacquers, polyurethane varnishes, delicate wood veneers, and de-laminating HPL's
- Look of wood's enduring beauty, without undertaking its costly setbacks

Easy to Clean

- Withstands rigorous cleaning regime
- 100% bleach cleanable
- Provide long term cleanability
- Survives All EPA's Cleaning-Disinfectant Agents
- Survives Clorox's Healthcare Portfolio of Cleaning-Disinfectant Products

24/7 10-Year Performance Warranty on Kwalu-made Frames / Panels

- Kwalu's warranty is to term, not pro-rated
- Guaranteeing both the furniture construction and Kwalu finish
- For full details of warranty offered, including any bought-out items, please refer to the Terms and Conditions of Sale <https://www.kwalu.com/sales-terms-conditions/>

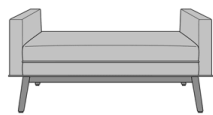
Eco-friendly

- LEED credits available for "Material + Resources" and "Indoor Environmental Air Quality"
- Made in North America
- 99% recycled inner-steel framing and long-lasting polymers
- CARB Compliant

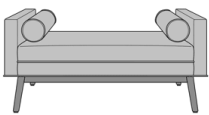
Product Dimensions and Specs

Overall	60W 20D 25.5H
Seat	41W 20D 19.5H
Arm	25.5H
Wt.	61 lbs
Wt. Capacity	500 lbs

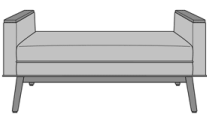
Product Statement of Line Images



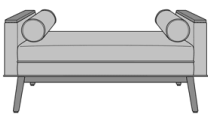
Tindari Bench, Open Back,
without Arm Caps, without
Pillows
Moasdfadel: TIN110
60W 20D 25.5H
25.5AH



Tindari Bench, Open Back,
without Arm Caps
Moasdfadel: TIN111
60W 20D 25.5H
25.5AH



Tindari Bench, Open Back,
with Arm Caps, without Pillows
Moasdfadel: TIN120
60W 20D 25.5H
25.5AH



Tindari Bench, Open Back,
with Arm Caps
Moasdfadel: TIN121
60W 20D 25.5H
25.5AH

Product Features



Durable Finish



Steel Reinforced

Kwalu's solid surface (1/8" thick) proprietary finish doesn't have any of the drawbacks of wood. The frames are moisture impervious, graffiti-resistant, easy to clean and maintenance-free.

Our patented steel-reinforced joint system uses over 20 pieces of steel in most Kwalu chairs. Stop ongoing and costly furniture replacement.

Product Foam

Foam is compliant with CAL 117 and AB 2998

Product Glides

Clear Plastic Butyl Screw in Glide

Product Finishes

Base Finished



Premium Black (Classic) Premium Pure Copper (Classic) Premium Soft Gold (Classic) Premium Platinum (Classic) Blackwood (Classic)

Arm Cap Finish



Wood Ash (Fusion) Midnight Oak (Fusion) Espresso (Fusion) Natural Mahogany (Fusion) African Mahogany (Fusion)

Product Environmental Certifications

