

Kwalu Features

Kwalu Classic Solid Surface

- Kwalu's proprietary outer shell is a technologically advanced, robust solid surface polymer material (1/8" thick)
- Non-coated
- Offers a warm, pleasant, wood-like temperature to the touch

Moisture Impervious

- Our Kwalu material is smooth, non-porous, and liquid impervious

Proprietary Maintenance-Free Finish

- Chemical, impact, ink, and scratch resistant
- Will not chip or crack
- 100% free of short-lived catalytic lacquers, polyurethane varnishes, delicate wood veneers, and de-laminating HPL's
- Repairable with quick strokes of steel wool
- Look of wood's enduring beauty, without undertaking its costly setbacks

Easy to Clean

- Withstands rigorous cleaning regime
- 100% bleach cleanable
- Chemically resistant, entirely smooth, high-performance solid surface (1/8" thick)
- Provide long term cleanability
- Survives All EPA's Cleaning-Disinfectant Agents
- Survives Clorox's Healthcare Portfolio of Cleaning-Disinfectant Products

Patented Steel-Reinforced Joint Technology

- Patented inner steel-reinforced joint system holds frame together
- Eliminates costly and injury-prone construction failures
- No dowels or screws used to hold frame together

24/7 10-Year Performance Warranty on Kwalu-made Frames

- Kwalu's warranty is to term, not pro-rated
- Guaranteeing both the furniture construction and Kwalu finish
- For full details of warranty offered, including any bought-out items, please refer to the Terms and Conditions of Sale <https://www.kwalu.com/sales-terms-conditions/>

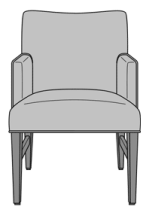
Eco-friendly

- LEED credits available for "Material + Resources" and "Indoor Environmental Air Quality"
- Made in North America
- 99% recycled inner-steel framing and long-lasting polymers
- CARB Compliant

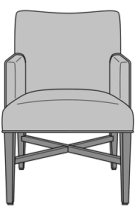
Product Dimensions and Specs

Overall	24W 26D 36H
Seat	19W 18.5D 20H
Arm	26H
Wt.	28 lbs
Wt. Capacity	350 lbs

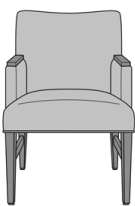
Product Statement of Line Images



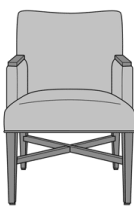
Marettimo Accent Chair,
without Arm Caps, Side Rail
Underframe
Moasdfadel: MR11
24W 26D 36H
26AH



Marettimo Accent Chair,
without Arm Caps, X
Underframe
Moasdfadel: MR12
24W 26D 36H
26AH



Marettimo with Arm Cap, Side
Rail Underframe
Moasdfadel: MR21
24W 26D 36H
26AH



Marettimo with Arm Cap, X
Underframe
Moasdfadel: MR22
24W 26D 36H
26AH

Product Features



Nightingale Award

Kwalu’s GetWell Patient Room was awarded a Nightingale Innovation Award for Surfacing Material.



Durable Finish

Protea™ doesn’t have any of the drawbacks of wood. The frames are moisture impervious, graffiti-resistant, easy to clean and maintenance-free.



Steel Reinforced

Our patented steel-reinforced joint system uses over 20 pieces of steel in most Kwalu chairs. Stop ongoing and costly furniture replacement.



Optional Kwalu Arms

Optional Kwalu arm caps are available; piping on arms is removed if arm caps are selected.

Product Foam

Foam is compliant with CAL 117 and AB 2998

Product Glides

Metal Knock in Glide with Teflon Cap

Product Finishes

Base Finish



Sand Ash (Protea™) Natural Maple (Protea™) Natural Ash (Protea™) Medium Oak (Protea™) Medium Ash (Protea™) Grey Ash (Protea™)



Graphite Walnut (Protea™) Charcoal Oak (Protea™) Premium White (Protea™) Premium Black (Classic) Premium Pure Copper (Classic) Premium Soft Gold (Classic)



Premium Platinum (Classic) Espresso (Protea™) Golden Ebony (Protea™) Silver Ash (Protea™) Light Walnut (Protea™) Medium Cherry (Protea™)



Patagonian Cherry (Protea™) Weathered Teak (Protea™)

Product Environmental Certifications

