



# LONG BEACH ALZHEIMERS DOUBLE WARDROBE, 2 DRAWERS, 2 DOORS

## PRODUCT SPECIFICATIONS

---

### Kwalu Features

#### Kwalu Fusion

- Kwalu's proprietary polymer material
- Non-coated
- Routed edge seam

#### Moisture Impervious

- Our Kwalu material is smooth, non-porous, and liquid impervious

#### Proprietary Maintenance-Free Finish

- Chemical, impact, ink, and scratch resistant
- 100% free of short-lived catalytic lacquers, polyurethane varnishes and delicate wood veneers
- Look of wood's enduring beauty, without undertaking its costly setbacks

#### Easy to Clean

- Withstands rigorous cleaning regime
- 100% bleach cleanable
- Provide long term cleanability
- Survives All EPA's Cleaning-Disinfectant Agents
- Survives Clorox's Healthcare Portfolio of Cleaning-Disinfectant Products

#### 24/7 10-Year Performance Warranty on Kwalu-made Panels

- Kwalu's warranty is to term, not pro-rated
- Guaranteeing both the furniture construction and Kwalu finish
- For full details of warranty offered, including any bought-out items, please refer to the Terms and Conditions of Sale <https://www.kwalu.com/sales-terms-conditions/>

#### Eco-friendly

- LEED credits available for "Material + Resources" and "Indoor Environmental Air Quality"
- Made in North America
- CARB Compliant



# LONG BEACH ALZHEIMERS DOUBLE WARDROBE, 2 DRAWERS, 2 DOORS

## PRODUCT SPECIFICATIONS

---

### Long Beach Collection Features

#### Tops

- Edge Type: Waterfall profile
- Edge Banding Thickness: 3/8"
- Top Overhang: - Sides: 1/8" - Front: 1 1/2" - Back: 1/16"

#### Doors

- Door Style: Inset
- Door Hinge: 100° self-closing Euro hinge
- Edge Banding thickness: 1/16"

#### Drawers

- Drawer Style: Inset
- Drawer Slide: 100lb. bottom mounted Euro epoxy coated nylon rollers
- Drawer Box Sides and Back: 1/2" board
- Drawer Bottom: 1/4" board
- Drawer construction: 3- piece construction; dowel and mechanical fasteners
- Drawer Pulls: ADA Compliant pulls available
- Edge Banding Thickness: 1/16"

#### Back Construction

- 1/4" Solid board

#### Jointing System

- Dowel and mechanical fasteners

#### Venting

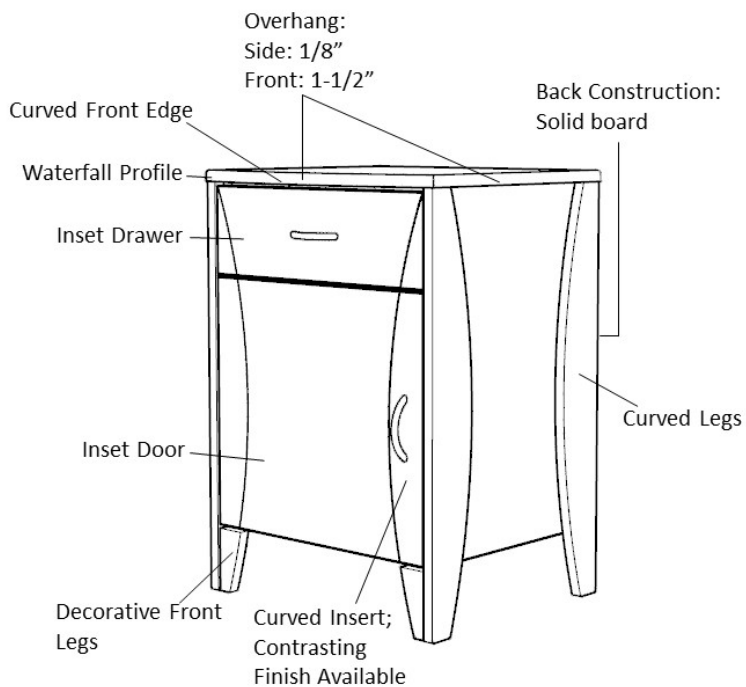
- Venting on back of bedside cabinet with one drawer, one door only

#### Legs

- 3/4" plywood legs with contrasting color

#### Glides

- Standard Option for most products: Nylon knock-in glides
- Cabinets over 30" wide and/or 48" high: Screw-in levelers



## Product Dimensions and Specs

Overall 34.75W 23D 71H

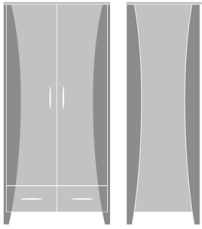
Wt. 286 lbs



# LONG BEACH ALZHEIMERS DOUBLE WARDROBE, 2 DRAWERS, 2 DOORS PRODUCT SPECIFICATIONS

---

## Product Statement of Line Images



Long Beach Alzheimers  
Double Wardrobe, 2 Drawers,  
2 Doors  
Moasdfadel: LBALZ  
34.75W 23D 71H



LONG BEACH ALZHEIMERS DOUBLE WARDROBE, 2 DRAWERS, 2 DOORS  
PRODUCT SPECIFICATIONS

Product Features



Durable Finish

Kwalu's proprietary finish doesn't have any of the drawbacks of wood. The finish is moisture impervious, easy to clean and maintenance-free.



Wall Mount Hardware

The kit and instructions for wall mounting are included with this product. The wall mount instructions provided must be followed carefully for a secure, durable, and long-lasting solution to ensure the safety of the unit and the user.



Waterfall Edging on Top

Waterfall edging creates continuous smooth surface for easy cleaning.



Contrasting Interior Finish

Lighter colored interior helps with spatial orientation.



Hidden Door Latch

Hidden door latch allows caregivers exclusive access.



Passive Locks on Drawers

Passive locks on drawers allow caregivers exclusive access. They are optional and replace the drawer hardware if selected.



10 Year Warranty

We offer a 10 Year Performance Warranty on both construction and finish, so the product is guaranteed to stay looking like new for 10 years.

## Product Finishes


### Casegood Finish



Wood Ash  
(Fusion)




Midnight Oak  
(Fusion)



Espresso  
(Fusion)



Natural  
Mahogany  
(Fusion)




African  
Mahogany  
(Fusion)


### Leg Finish



Wood Ash  
(Fusion)




Midnight Oak  
(Fusion)



Espresso  
(Fusion)



Natural  
Mahogany  
(Fusion)



African  
Mahogany  
(Fusion)

## Product Environmental Certifications

