

Kwalu Features

Kwalu Classic Solid Surface

- Kwalu's proprietary outer shell is a technologically advanced, robust solid surface polymer material (1/8" thick)
- Non-coated
- Offers a warm, pleasant, wood-like temperature to the touch

Moisture Impervious

- Our Kwalu material is smooth, non-porous, and liquid impervious

Proprietary Maintenance-Free Finish

- Chemical, impact, ink, and scratch resistant
- Will not chip or crack
- 100% free of short-lived catalytic lacquers, polyurethane varnishes, delicate wood veneers, and de-laminating HPL's
- Repairable with quick strokes of steel wool
- Look of wood's enduring beauty, without undertaking its costly setbacks

Easy to Clean

- Withstands rigorous cleaning regime
- 100% bleach cleanable
- Chemically resistant, entirely smooth, high-performance solid surface (1/8" thick)
- Provide long term cleanability
- Survives All EPA's Cleaning-Disinfectant Agents
- Survives Clorox's Healthcare Portfolio of Cleaning-Disinfectant Products

Patented Steel-Reinforced Joint Technology

- Patented inner steel-reinforced joint system holds frame together
- Eliminates costly and injury-prone construction failures
- No dowels or screws used to hold frame together

24/7 10-Year Performance Warranty on Kwalu-made Frames

- Kwalu's warranty is to term, not pro-rated
- Guaranteeing both the furniture construction and Kwalu finish
- For full details of warranty offered, including any bought-out items, please refer to the Terms and Conditions of Sale <https://www.kwalu.com/sales-terms-conditions/>


Eco-friendly

- LEED credits available for "Material + Resources" and "Indoor Environmental Air Quality"
- Made in North America
- 99% recycled inner-steel framing and long-lasting polymers
- CARB Compliant


Product Dimensions and Specs

Overall	29.25W 26.5D 37H
Seat	24.5W 19D 19H
Arm	25H
Wt.	50 lbs
Wt. Capacity	500 lbs


Product Statement of Line Images



Ampio Bariatric Lounge Chair,
500 lb. Weight Capacity
Moasdfadel: 50800
29.25W 26.5D 37H
25AH



Ampio Bariatric Lounge Chair,
700 lb. Weight Capacity
Moasdfadel: 50801
34.25W 26.5D 37H
25AH



Ampio Bariatric Lounge Chair,
1,000 lb. Weight Capacity
Moasdfadel: 50802
44.25W 26.5D 37H
25AH

Product Features



Nightingale Award

Kwalu’s GetWell Patient Room was awarded a Nightingale Innovation Award for Surfacing Material.



Durable Finish

Kwalu’s solid surface (1/8” thick) proprietary finish doesn’t have any of the drawbacks of wood. The frames are moisture impervious, graffiti-resistant, easy to clean and maintenance-free.



Steel Reinforced

Our patented steel-reinforced joint system uses over 20 pieces of steel in most Kwalu chairs. Stop ongoing and costly furniture replacement.



Weight Capacity

Ampio Bariatric chairs are rated to 500 lbs weight capacity.



Visible Cleanout

Cleanout prevents buildup of debris and provides for easy maintenance.



Optional Upholstered Panels

Arms available with or without optional upholstered panels.

Product Foam

Foam is compliant with CAL 117 and AB 2998

Product Glides

Metal Screw in Glide with Teflon Cap

Product Finishes

Frame Finish



Premium Black (Classic) Premium Pure Copper (Classic) Premium Soft Gold (Classic) Premium Platinum (Classic) Blackwood (Classic)

Product Environmental Certifications

