

## Kwalu Features

### Kwalu Classic Solid Surface

- Kwalu's proprietary outer shell is a technologically advanced, robust solid surface polymer material (1/8" thick)
- Non-coated
- Offers a warm, pleasant, wood-like temperature to the touch

### Moisture Impervious

- Our Kwalu material is smooth, non-porous, and liquid impervious

### Proprietary Maintenance-Free Finish

- Chemical, impact, ink, and scratch resistant
- Will not chip or crack
- 100% free of short-lived catalytic lacquers, polyurethane varnishes, delicate wood veneers, and de-laminating HPL's
- Repairable with quick strokes of steel wool
- Look of wood's enduring beauty, without undertaking its costly setbacks

### Easy to Clean

- Withstands rigorous cleaning regime
- 100% bleach cleanable
- Chemically resistant, entirely smooth, high-performance solid surface (1/8" thick)
- Provide long term cleanability
- Survives All EPA's Cleaning-Disinfectant Agents
- Survives Clorox's Healthcare Portfolio of Cleaning-Disinfectant Products

### Patented Steel-Reinforced Joint Technology

- Patented inner steel-reinforced joint system holds frame together
- Eliminates costly and injury-prone construction failures
- No dowels or screws used to hold frame together

### 24/7 10-Year Performance Warranty on Kwalu-made Frames

- Kwalu's warranty is to term, not pro-rated
- Guaranteeing both the furniture construction and Kwalu finish
- For full details of warranty offered, including any bought-out items, please refer to the Terms and Conditions of Sale <https://www.kwalu.com/sales-terms-conditions/>


### Eco-friendly

- LEED credits available for "Material + Resources" and "Indoor Environmental Air Quality"
- Made in North America
- 99% recycled inner-steel framing and long-lasting polymers
- CARB Compliant


### Product Dimensions and Specs

|              |                 |
|--------------|-----------------|
| Overall      | 67.5W 29.5D 37H |
| Seat         | 20W 18.5D 18.5H |
| Arm          | 26H             |
| Wt.          | 125 lbs         |
| Wt. Capacity | 1050 lbs        |


Product Statement of Line Images



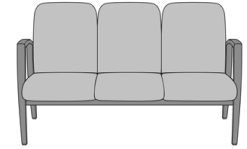
Valentia Tandem, Single-Seater  
Moasdfadel: VLGA  
24W 29.5D 37H  
26AH



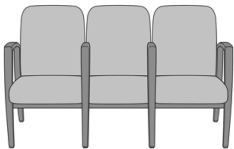
Valentia Tandem, 2-Seater Spanned  
Moasdfadel: VLGB  
43.5W 29.5D 37H  
26AH



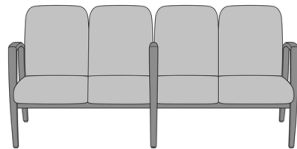
Valentia Tandem, 2-Seater Gang  
Moasdfadel: VLGC  
45.5W 29.5D 37H  
26AH




Valentia Tandem, 3-Seater Spanned  
Moasdfadel: VLGD  
63W 29.5D 37H  
26AH




Valentia Tandem, 3-Seater Gang  
Moasdfadel: VLGE  
67.5W 29.5D 37H  
26AH



Valentia Tandem, 4-Seater Spanned with Center Arm  
Moasdfadel: VLGF  
84.75W 29.5D 37H  
26AH



Valentia Tandem, 4-Seater Gang  
Moasdfadel: VLGG  
89W 29.5D 37H  
26AH



Valentia Tandem Bariatric, Single-Seater  
Moasdfadel: VLGJ  
34.25W 29.5D 37H  
26AH

## Product Features



Durable Finish

Kwalu's solid surface (1/8" thick) proprietary finish doesn't have any of the drawbacks of wood. The frames are moisture impervious, graffiti-resistant, easy to clean and maintenance-free.



Number of Seats

Available 1-4 seat combinations, spanned, with or without center arms.



10 Year Warranty

We offer a 10 Year Performance Warranty on both construction and finish, so the product is guaranteed to stay looking like new for 10 years.



Easy to Clean

Clorox Healthcare and Kwalu are partnering to promote cleaner surfaces. Kwalu chairs have no topical coatings, so sanitizing solutions commonly used in healthcare environments can be used – including 100% bleach – without degrading the finish.

## Product Foam

Foam is compliant with CAL 117 and AB 2998

## Product Glides

Clear Plastic Butyl Screw in Glide

Product Finishes

Frame Finish



Premium Black (Classic)

Premium Pure Copper (Classic)

Premium Soft Gold (Classic)

Premium Platinum (Classic)

Blackwood (Classic)

Product Environmental Certifications

