

## Kwalu Features

### Kwalu Classic Table Base

- Kwalu's proprietary outer shell is a technologically advanced, robust solid surface polymer material (1/8" thick)
- Non-coated
- Offers a warm, pleasant, wood-like temperature to the touch

### Kwalu Fusion Table Top

- Kwalu's proprietary polymer material
- Non-coated
- Routed edge seam

### Moisture Impervious

- Our Kwalu material is smooth, non-porous, and liquid impervious

### Proprietary Maintenance-Free Finish

- Chemical, impact, ink, and scratch resistant
- 100% free of short-lived catalytic lacquers, polyurethane varnishes, delicate wood veneers, and de-laminating HPL's
- Look of wood's enduring beauty, without undertaking its costly setbacks

### Easy to Clean

- Withstands rigorous cleaning regime
- 100% bleach cleanable
- Provide long term cleanability
- Survives All EPA's Cleaning-Disinfectant Agents
- Survives Clorox's Healthcare Portfolio of Cleaning-Disinfectant Products

### 24/7 10-Year Performance Warranty on Kwalu-made Frames / Panels

- Kwalu's warranty is to term, not pro-rated
- Guaranteeing both the furniture construction and Kwalu finish
- For full details of warranty offered, including any bought-out items, please refer to the Terms and Conditions of Sale <https://www.kwalu.com/sales-terms-conditions/>

### Eco-friendly

- LEED credits available for "Material + Resources" and "Indoor Environmental Air Quality"
- Made in North America
- 99% recycled inner-steel framing and long-lasting polymers
- CARB Compliant

## Product Dimensions and Specs

**Overall** 29W 29D 15H

**Wt.** 65 lbs

Product Statement of Line Images



Valdina Linking Table, Kwalu Fusion Top, Corner 90° Linking Table with Leg Support  
Moasdfadel: VDNLKTBLAC  
29W 29D 15H



Valdina Linking Table, Kwalu Fusion Top, 90° Curved Table with Leg Support  
Moasdfadel: VDNLKTBLAD  
29W 29D 15H



Valdina Linking Table, Solid Surface Top, Corner 90° Linking Table with Leg Support  
Moasdfadel: VDNLKTBLBC  
29W 29D 15H



Valdina Linking Table, Solid Surface Top, 90° Curved Table with Leg Support  
Moasdfadel: VDNLKTBLBD  
29W 29D 15H

Product Features



Optional Kwalu Top

Available with a 1.5" Top made of Kwalu's proprietary material.



Optional Curved Shape

The linking table is available in a curved shape to better fit a curved space and is optional.



Other Table Styles

Choose from 3 table styles – Center Linking, Wedge Linking and Corner Linking.




10 Year Warranty

We offer a 10 Year Performance Warranty on both construction and finish, so the product is guaranteed to stay looking like new for 10 years.

## Product Finishes


### Top Finish



Premium Black  
(Classic)




Premium Pure  
Copper (Classic)



Premium Soft  
Gold (Classic)



Premium  
Platinum (Classic)



Blackwood  
(Classic)

## Product Environmental Certifications

