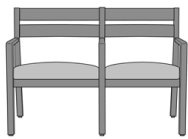


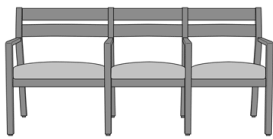
Product Dimensions and Specs

Overall	67W 24.5D 33.75H
Seat	20W 19D 19H
Arm	25H
Wt.	85.5 lbs
Wt. Capacity	1050 lbs

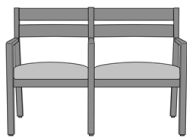
Product Statement of Line Images



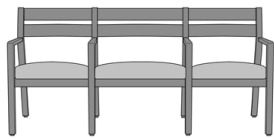
Caterina Tandem, Slat Back,  
2-Seater – 33.75"H (Bariatric,  
Guest)  
Moasdfadel: CTEMT1BG  
55.75W 24.5D 33.75H  
25AH



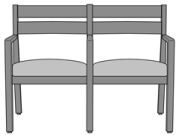
Caterina Tandem, Slat Back,  
3-Seater – 33.75"H (Bariatric,  
Guest, Guest)  
Moasdfadel: CTEMT1BGG  
77.5W 24.5D 33.75H  
25AH



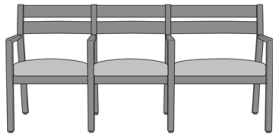
Caterina Tandem, Slat Back,  
2-Seater – 33.75"H (Guest,  
Bariatric)  
Moasdfadel: CTEMT1GB  
55.75W 24.5D 33.75H  
25AH



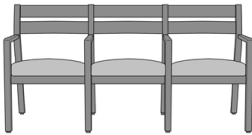
Caterina Tandem, Slat Back,  
3-Seater – 33.75"H (Guest,  
Bariatric, Guest)  
Moasdfadel: CTEMT1GBG  
77.5W 24.5D 33.75H  
25AH



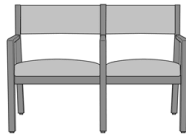
Caterina Tandem, Slat Back,  
2-Seater – 33.75"H (Guest,  
Guest)  
Moasdfadel: CTEMT1GG  
45.25W 24.5D 33.75H  
25AH



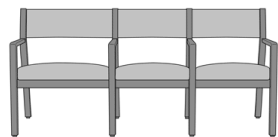
Caterina Tandem, Slat Back,  
3-Seater – 33.75"H (Guest,  
Guest, Bariatric)  
Moasdfadel: CTEMT1GGB  
77.5W 24.5D 33.75H  
25AH



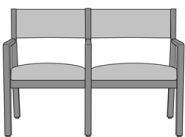
Caterina Tandem, Slat Back,  
3-Seater – 33.75"H (Guest,  
Guest, Guest)  
Moasdfadel: CTEMT1GGG  
67W 24.5D 33.75H  
25AH



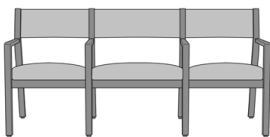
Caterina Tandem, Half  
Upholstered Back, 2-Seater –  
33.75"H (Bariatric, Guest)  
Moasdfadel: CTEMT2BG  
55.75W 24.5D 33.75H  
25AH



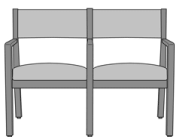
Caterina Tandem, Half Upholstered Back, 3-Seater – 33.75"H (Bariatric, Guest, Guest)  
Moasdfadel: CTEMT2BGG  
77.5W 24.5D 33.75H 25AH



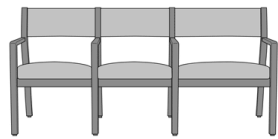
Caterina Tandem, Half Upholstered Back, 2-Seater – 33.75"H (Guest, Bariatric)  
Moasdfadel: CTEMT2GB  
55.75W 24.5D 33.75H 25AH



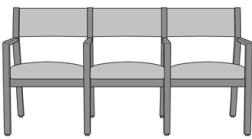
Caterina Tandem, Half Upholstered Back, 3-Seater – 33.75"H (Guest, Bariatric, Guest)  
Moasdfadel: CTEMT2GBG  
77.5W 24.5D 33.75H 25AH



Caterina Tandem, Half Upholstered Back, 2-Seater – 33.75"H (Guest, Guest)  
Moasdfadel: CTEMT2GG  
45.25W 24.5D 33.75H 25AH



Caterina Tandem, Half Upholstered Back, 3-Seater – 33.75"H (Guest, Guest, Bariatric)  
Moasdfadel: CTEMT2GGB  
77.5W 24.5D 33.75H 25AH



Caterina Tandem, Half Upholstered Back, 3-Seater – 33.75"H (Guest, Guest, Guest)  
Moasdfadel: CTEMT2GGG  
67W 24.5D 33.75H 25AH

## Product Features



Durable Finish

Kwalu's solid surface (1/8" thick) proprietary finish doesn't have any of the drawbacks of wood. The frames are moisture impervious, graffiti-resistant, easy to clean and maintenance-free.



Steel Reinforced

Our patented steel-reinforced joint system uses over 20 pieces of steel in most Kwalu chairs. Stop ongoing and costly furniture replacement.



Wallsaver

Wallsaver back legs help keep walls in pristine condition.



Number of Seats

Each Caterina Multiple is made up of either 2 or 3 seats; combining guest and bariatric sizes.



Optional Back Style

Choose from 2 optional back styles – Slat Back or Upholstered Back.



Seat Cushion is Field Replaceable

The seat cushion can be replaced in the field.



Optional Linking Tables

Optional Center and Corner Linking tables are available to provide stationary space between the chairs and fit your space.



10 Year Warranty

We offer a 10 Year Performance Warranty on both construction and finish, so the product is guaranteed to stay looking like new for 10 years.

## Product Foam

Foam is compliant with CAL 117 and AB 2998

## Product Glides

Metal Stem Screw in Glide with Black Nylon

Product Finishes

Frame Finish



Premium Black (Classic)	Premium Pure Copper (Classic)	Premium Soft Gold (Classic)	Premium Platinum (Classic)	Blackwood (Classic)
----------------------------	----------------------------------	--------------------------------	-------------------------------	------------------------