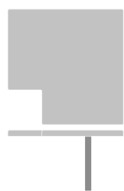
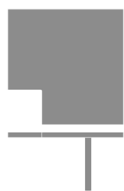


## Product Dimensions and Specs

Overall 29W 29D 15H

Wt. 65 lbs

Product Statement of Line Images



Carrara Linking Table, Kwalu Fusion Top, 90° Corner Table with Leg Support  
 Moasdfadel: CRLKTBLAC  
 29W 29D 15H

Carrara Linking Table, Kwalu Fusion Top, 90° Curved Table with Leg Support  
 Moasdfadel: CRLKTBLAD  
 29W 29D 15H

Carrara Linking Table, Solid Surface Top, 90° Corner Table with Leg Support  
 Moasdfadel: CRLKTBLBC  
 29W 29D 15H

Carrara Linking Table, Solid Surface Top, 90° Curved Table with Leg Support  
 Moasdfadel: CRLKTBLBD  
 29W 29D 15H

## Product Features




Optional Kwalu Top

Available with a 1.25" Top made of Kwalu's proprietary material.



Optional Curved Shape

The linking table is available in a curved shape to better fit a curved space and is optional.



Other Table Styles

Choose from 3 table styles – Center Linking, Wedge Linking and Corner Linking.



10 Year Warranty

We offer a 10 Year Performance Warranty on both construction and finish, so the product is guaranteed to stay looking like new for 10 years.

## Product Glides

Nylon Knock in Glide 1 1/8 inch

## Product Finishes

### Top Finish



Premium Black  
(Classic)

Premium Pure  
Copper (Classic)

Premium Soft  
Gold (Classic)

Premium  
Platinum (Classic)

Blackwood  
(Classic)

## Product Environmental Certifications

