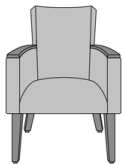


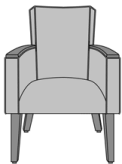
Product Dimensions and Specs

Overall	27W 27D 36H
Seat	20W 19D 19H
Arm	26H
Wt.	49 lbs
Wt. Capacity	350 lbs

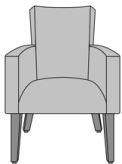
Product Statement of Line Images




Presidio Accent Chair, with
Arm Caps, without Piping
Moasdfadel: PR1A0
27W 27D 36H
26AH



Presidio Accent Chair, with
Arm Caps, with Piping
Moasdfadel: PR1A1
27W 27D 36H
26AH



Presidio Accent Chair, without
Arm Caps, without Piping
Moasdfadel: PR1B0
27W 27D 36H
26AH



Presidio Accent Chair, without
Arm Caps, with Piping
Moasdfadel: PR1B1
27W 27D 36H
26AH

Product Features



Nightingale Award

Kwalu's GetWell Patient Room was awarded a Nightingale Innovation Award for Surfacing Material.



Concealed Cleanout

Concealed cleanout eliminates a debris build-up behind the seat cushion.



Optional Piping

Optional piping available on arms and back.



Optional Kwalu Arms

Arm caps of Kwalu material are optional.



Optional Casters

Optional casters only available on front legs with base and side stretchers.



Optional Back Handle

Back handle is available to assist in moving the chair and it is optional.

Product Finishes

Leg finish

					
Premium White (Protea™)	Sand Ash (Protea™)	Natural Maple (Protea™)	Natural Ash (Protea™)	Medium Oak (Protea™)	Medium Ash (Protea™)
					
Grey Ash (Protea™)	Graphite Walnut (Protea™)	Charcoal Oak (Protea™)	Premium Black (Protea™)	Premium Pure Copper (Protea™)	Premium Soft Gold (Protea™)
					
Premium Platinum (Protea™)	Espresso (Protea™)	Golden Ebony (Protea™)	Silver Ash (Protea™)	Light Walnut (Classic)	Medium Cherry (Protea™)
					
Patagonian Cherry (Protea™)	Weathered Teak (Protea™)				