

Kwalu Features

Kwalu Classic Solid Surface

- Kwalu's proprietary outer shell is a technologically advanced, robust solid surface polymer material (1/8" thick)
- Non-coated
- Offers a warm, pleasant, wood-like temperature to the touch

Moisture Impervious

- Our Kwalu material is smooth, non-porous, and liquid impervious

Proprietary Maintenance-Free Finish

- Chemical, impact, ink, and scratch resistant
- Will not chip or crack
- 100% free of short-lived catalytic lacquers, polyurethane varnishes, delicate wood veneers, and de-laminating HPL's
- Repairable with quick strokes of steel wool
- Look of wood's enduring beauty, without undertaking its costly setbacks

Easy to Clean

- Withstands rigorous cleaning regime
- 100% bleach cleanable
- Chemically resistant, entirely smooth, high-performance solid surface (1/8" thick)
- Provide long term cleanability
- Survives All EPA's Cleaning-Disinfectant Agents
- Survives Clorox's Healthcare Portfolio of Cleaning-Disinfectant Products

Patented Steel-Reinforced Joint Technology

- Patented inner steel-reinforced joint system holds frame together
- Eliminates costly and injury-prone construction failures
- No dowels or screws used to hold frame together

24/7 10-Year Performance Warranty on Kwalu-made Frames

- Kwalu's warranty is to term, not pro-rated
- Guaranteeing both the furniture construction and Kwalu finish
- For full details of warranty offered, including any bought-out items, please refer to the Terms and Conditions of Sale <https://www.kwalu.com/sales-terms-conditions/>


Eco-friendly

- LEED credits available for "Material + Resources" and "Indoor Environmental Air Quality"
- Made in North America
- 99% recycled inner-steel framing and long-lasting polymers
- CARB Compliant


Product Dimensions and Specs

| | |
|--------------|-------------------|
| Overall | 25W 27D 42H |
| Seat | 20.5W 18.5D 19.5H |
| Arm | 26.5H |
| Wt. | 28 lbs |
| Wt. Capacity | 350 lbs |


Product Statement of Line Images




Tivoli Side Chair, Armless,
Vertical Slat Back
Moasdfadel: 251011
25W 27D 42H




Tivoli Side Chair, Armless,
Lattice Back
Moasdfadel: 251012
25W 27D 42H



Tivoli Dining Chair, Vertical
Slat Back
Moasdfadel: 251111
25W 27D 42H
26.5AH



Tivoli Dining Chair, Lattice
Back
Moasdfadel: 251112
25W 27D 42H
26.5AH



Tivoli Dining Chair, Full Back
Moasdfadel: 251113
25W 27D 42H
26.5AH

Product Features



Durable Finish

Kwalu's solid surface (1/8" thick) proprietary finish doesn't have any of the drawbacks of wood. The frames are moisture impervious, graffiti-resistant, easy to clean and maintenance-free.



Steel Reinforced

Our patented steel-reinforced joint system uses over 20 pieces of steel in most Kwalu chairs. Stop ongoing and costly furniture replacement.



Optional Casters

Optional casters available on front legs only.



Optional Upholstery Style

Choose from three optional upholstery styles – Vertical Slat, Lattice or Full Showframe.



Optional Armless

Without arms is available and optional.



10 Year Warranty

We offer a 10 Year Performance Warranty on both construction and finish, so the product is guaranteed to stay looking like new for 10 years.

Product Foam

Foam is compliant with CAL 117 and AB 2998

Product Glides

Metal Knock in Glide with Teflon Cap

Product Finishes

Frame Finish



Premium Black (Classic) Premium Pure Copper (Classic) Premium Soft Gold (Classic) Premium Platinum (Classic) Blackwood (Classic)

Product Environmental Certifications

