

## Kwalu Features

### Kwalu Classic Solid Surface

- Kwalu's proprietary outer shell is a technologically advanced, robust solid surface polymer material (1/8" thick)
- Non-coated
- Offers a warm, pleasant, wood-like temperature to the touch

### Moisture Impervious

- Our Kwalu material is smooth, non-porous, and liquid impervious

### Proprietary Maintenance-Free Finish

- Chemical, impact, ink, and scratch resistant
- Will not chip or crack
- 100% free of short-lived catalytic lacquers, polyurethane varnishes, delicate wood veneers, and de-laminating HPL's
- Repairable with quick strokes of steel wool
- Look of wood's enduring beauty, without undertaking its costly setbacks

### Easy to Clean

- Withstands rigorous cleaning regime
- 100% bleach cleanable
- Chemically resistant, entirely smooth, high-performance solid surface (1/8" thick)
- Provide long term cleanability
- Survives All EPA's Cleaning-Disinfectant Agents
- Survives Clorox's Healthcare Portfolio of Cleaning-Disinfectant Products

### Patented Steel-Reinforced Joint Technology

- Patented inner steel-reinforced joint system holds frame together
- Eliminates costly and injury-prone construction failures
- No dowels or screws used to hold frame together

### 24/7 10-Year Performance Warranty on Kwalu-made Frames

- Kwalu's warranty is to term, not pro-rated
- Guaranteeing both the furniture construction and Kwalu finish
- For full details of warranty offered, including any bought-out items, please refer to the Terms and Conditions of Sale <https://www.kwalu.com/sales-terms-conditions/>

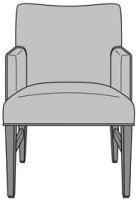
### Eco-friendly

- LEED credits available for "Material + Resources" and "Indoor Environmental Air Quality"
- Made in North America
- 99% recycled inner-steel framing and long-lasting polymers
- CARB Compliant

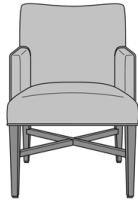
## Product Dimensions and Specs

Overall	24W 26D 36H
Seat	19W 18.5D 20H
Arm	26H
Wt.	28 lbs
Wt. Capacity	350 lbs

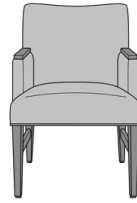
Product Statement of Line Images



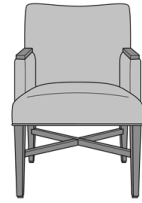
Marettimo Accent Chair,  
without Arm Caps, Cross Rail  
Underframe  
Moasdfadel: MR11  
24W 26D 36H  
26AH



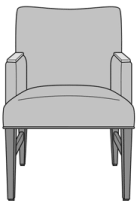
Marettimo Accent Chair,  
without Arm Caps, X  
Underframe  
Moasdfadel: MR12  
24W 26D 36H  
26AH



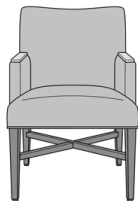
Marettimo with Arm Cap  
Moasdfadel: MR21  
24W 26D 36H  
26AH



Marettimo with Arm Cap  
Moasdfadel: MR22  
24W 26D 36H  
26AH



Marettimo Accent Chair, with  
Solid Surface Arm Caps, Side  
Rail Underframe  
Moasdfadel: MR31  
24W 26D 36H  
25.75AH



Marettimo Accent Chair, with  
Solid Surface Arm Caps, X  
Underframe  
Moasdfadel: MR32  
24W 26D 36H  
25.75AH

## Product Features



Nightingale Award

Kwalu's GetWell Patient Room was awarded a Nightingale Innovation Award for Surfacing Material.



Durable Finish

Kwalu's solid surface (1/8" thick) proprietary finish doesn't have any of the drawbacks of wood. The frames are moisture impervious, graffiti-resistant, easy to clean and maintenance-free.



Steel Reinforced

Our patented steel-reinforced joint system uses over 20 pieces of steel in most Kwalu chairs. Stop ongoing and costly furniture replacement.



Optional Kwalu Arms

Optional Kwalu arm caps are available; piping on arms is removed if arm caps are selected.



Optional Corian®/Hanex®/Krion® Arm Caps

Formed and fitted solid surface arm caps are available and optional.



Optional Underframe Style

Choose from 2 optional underframe styles – Cross Rail or X-Underframe



Optional Casters

Optional casters available on front legs only.

## Product Foam

Foam is compliant with CAL 117 and AB 2998

## Product Glides

Metal Knock in Glide with Teflon Cap

Product Finishes

Base Finish



Premium Black  
(Classic)

Premium Pure  
Copper (Classic)

Premium Soft  
Gold (Classic)

Premium  
Platinum (Classic)

Blackwood  
(Classic)

Product Environmental Certifications



INDOOR ADVANTAGE GOLD  
FURNITURE



®