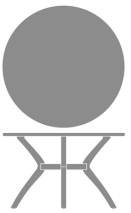


Model: RIME1W - Rimini Complete Dining Table, 48" Round, Wheelchair Height

Specifications: 48W 48D 31.75H 94LBS

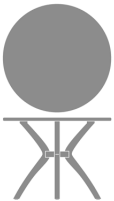
List Price: \$2338



Model: RIME1S - Rimini Complete Dining Table, 48" Round, Standard Height

Specifications: 48W 48D 29.75H 96.5LBS

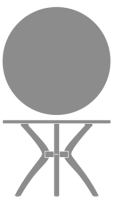
List Price: \$2338



Model: RIMD1W - Rimini Complete Dining Table, 42" Round, Wheelchair Height

Specifications: 42W 42D 31.75H 60LBS

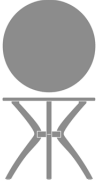
List Price: \$2239



Model: RIMD1S - Rimini Complete Dining Table, 42" Round, Standard Height

Specifications: 42W 42D 29.75H 79LBS

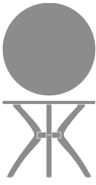
List Price: \$2239



Model: RIMA1W - Rimini Complete Dining Table, 36" Round, Wheelchair Height

Specifications: 36W 36D 31.75H 40LBS

List Price: \$1650



Model: RIMA1S - Rimini Complete Dining Table, 36" Round, Standard Height

Specifications: 36W 36D 29.75H 65LBS

List Price: \$1650